


GRAND MEXICAN MARCH.

Tune the GUITAR, thus: and fancy the notes to be the same as usual.


6th string 5th 4th 3rd 2nd 1st



This is to be played with the thumb of the right hand.



Play with the thumb of the right hand across the neck.

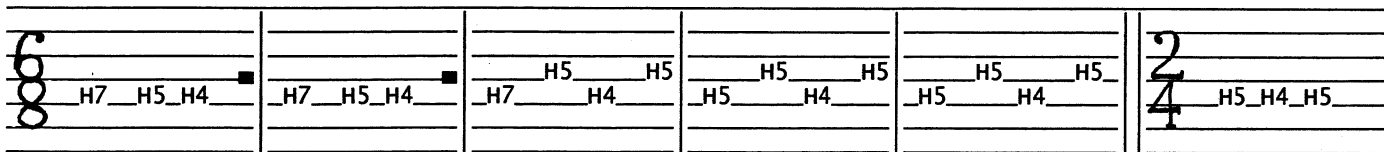
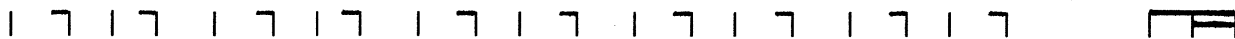


Then repeat this last part by beating on the string with the right hand near to the bridge.



Grand Mexican March (harmonics section in tablature)

Harmonics.



quick.

